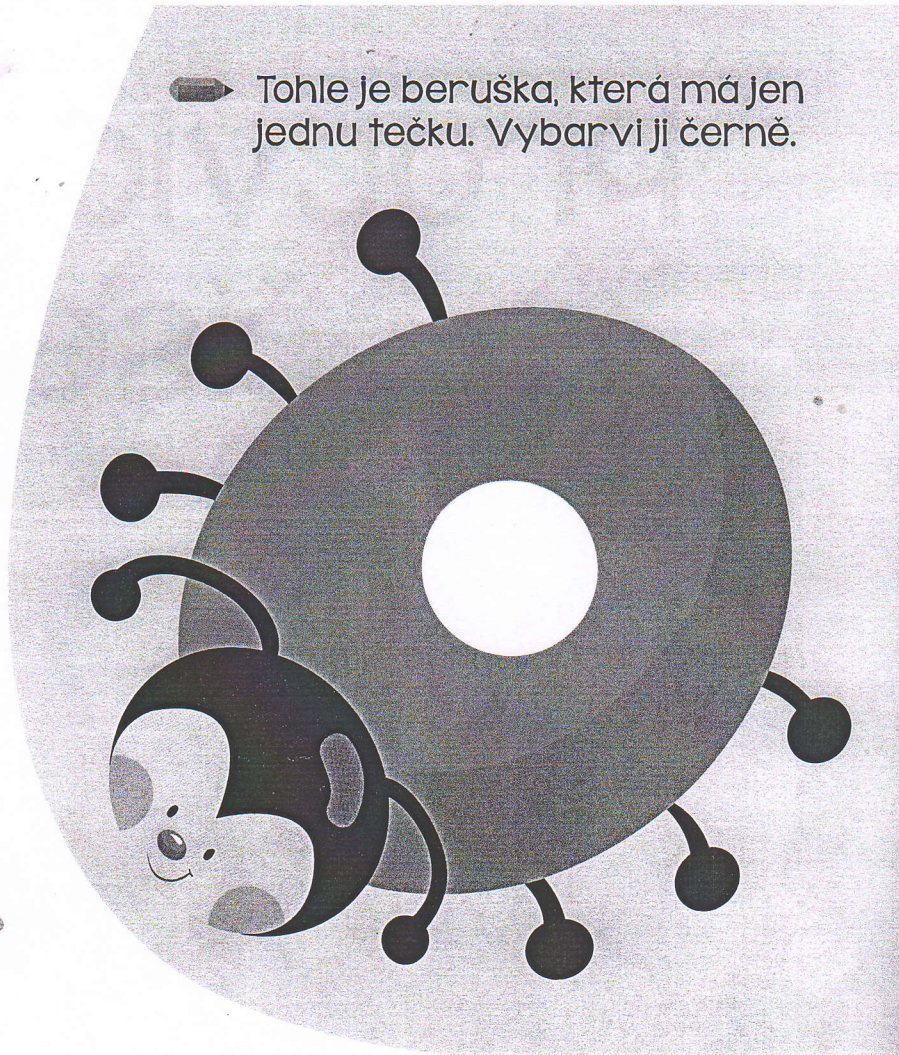




 Tohle je beruška, která má jen jednu tečku. Vybarvi ji černě.


 Zakroužkuj jednu fialovou květinu.



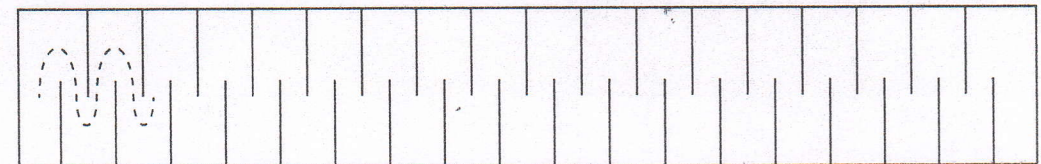
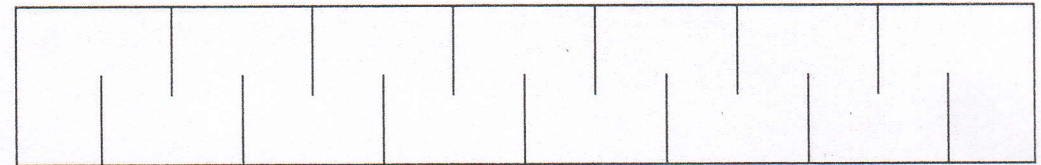

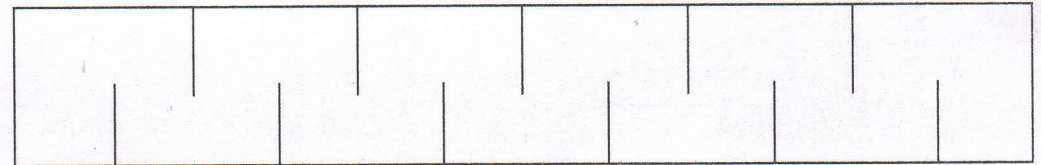

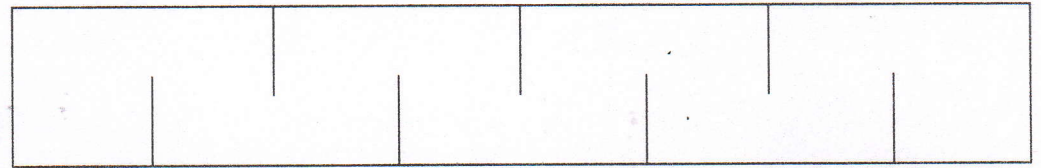

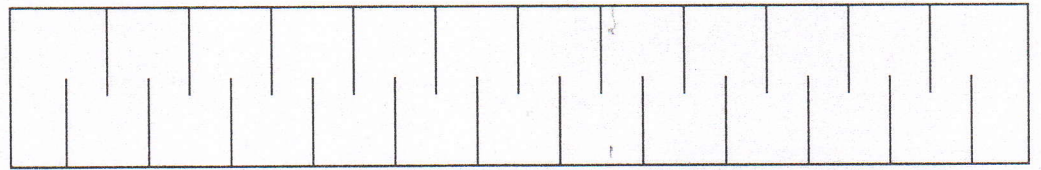



 Obtáhni tečky. Každé květině dokresli a vybarvi jeden list.



 Procvičuj psaní čísla 1. Postupuj podle šipek.



PROJEĎ TUŽKOU CO NEJRYCHLEJI DRÁHU A NEDOTKNI SE PŘI TOM ČERVENÝCH STĚN



DOPLŇ V ŘADĚ CHYBĚJÍCÍ ČÍSLO

1		3	4	5
---	--	---	---	---





4		6	7	8
---	--	---	---	---




2	3		5	6
---	---	--	---	---

6		8	9	10
---	--	---	---	----

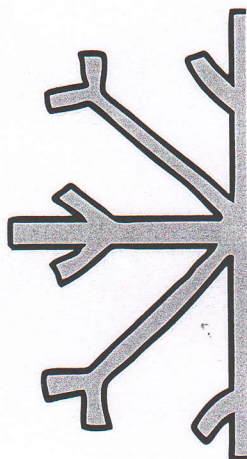
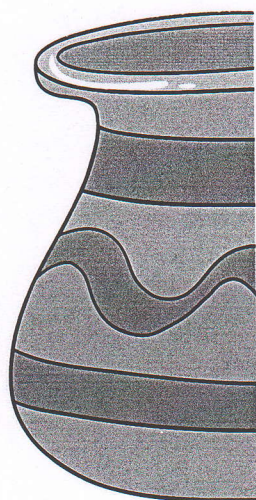


	4	5	6	7
--	---	---	---	---


DOPLŇ RUKAVICE, JAK JDOU PODLE SYMBOLŮ ZA SEBOU

			
△	○	*	□









					
○	□	*	□	△	*
*	□	△	○	*	△
○	△	□	*	□	○
△	○	*	□	○	*
□	*	○	△	*	□

DOKRESLI PŮLKU OBRÁZKU



 Spočítej obrázky v jednotlivých skupinách a spoj je se správným číslem.

1 2 3 4 5 6 7 8 9 10







2

dva

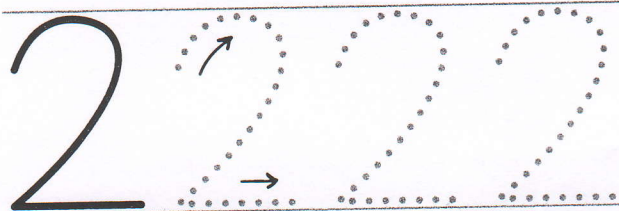
→ Dokresli kravičce dva rohy.



→ Nakresli dvě květiny a vybarvi je.




→ Procvičuj psaní čísla 2. Postupuj podle šipek.







→ Obtáhni tři kohoutí peříčka a vybarvi je.



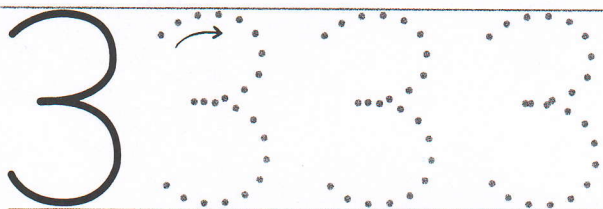
→ Zakroužkuj tři kuřátka.




→ Nakresli tři vejce v hnízdě.




→ Procvičuj psaní čísla 3. Postupuj podle šipek.







➤ Obtáhni tečkované tvary.




➤ Obtáhni tvary na čarodějové oblečení.



➤ Spoj obrázek se správným tvarem.




➤ Procvičuj kreslení tvarů.




4
čtyři


➔ Obtáhni čtyři tečkované psí nohy a vybarvi je.



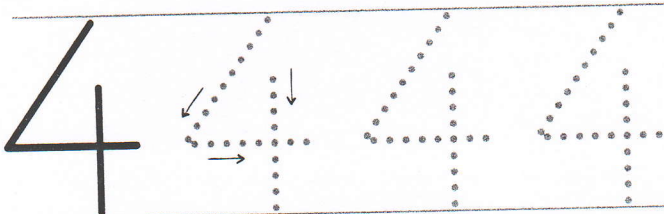
➔ Dokresli zbývající stopy pejska, aby byly čtyři.




➔ Vyškrtni tolik kostiček, aby zůstaly jen čtyři.




➔ Procvičuj psaní čísla 4. Postupuj podle šipek.



5
pět



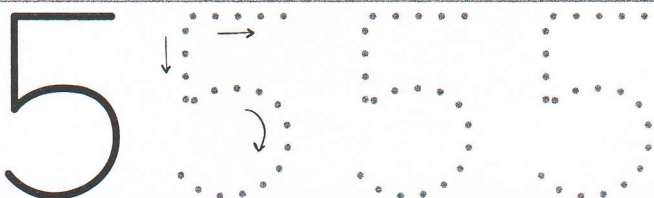
➤ Kolik buráků se slon chystá sníst? Všechny obtáhni a vybarvi.




➤ Nakresli pět druhů ovoce.



➤ Procvičuj psaní čísla 5. Postupuj podle šipek.




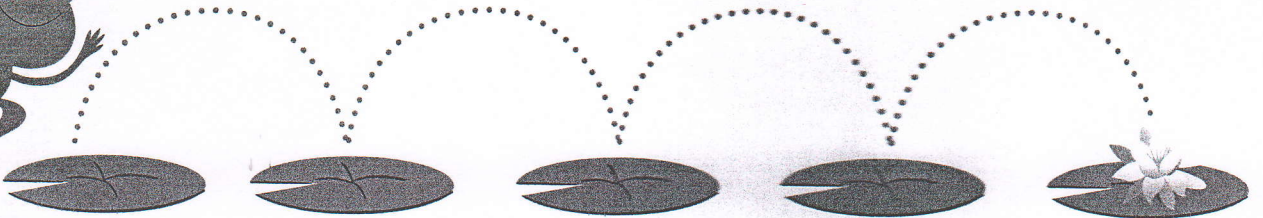


➤ Obtáhni tečkované oblouky.



➤ Dokresli helmu podle teček.



➤ Obtáhni tečkované čáry jedním tahem.



➤ Procvičuj kreslení oblouků.

